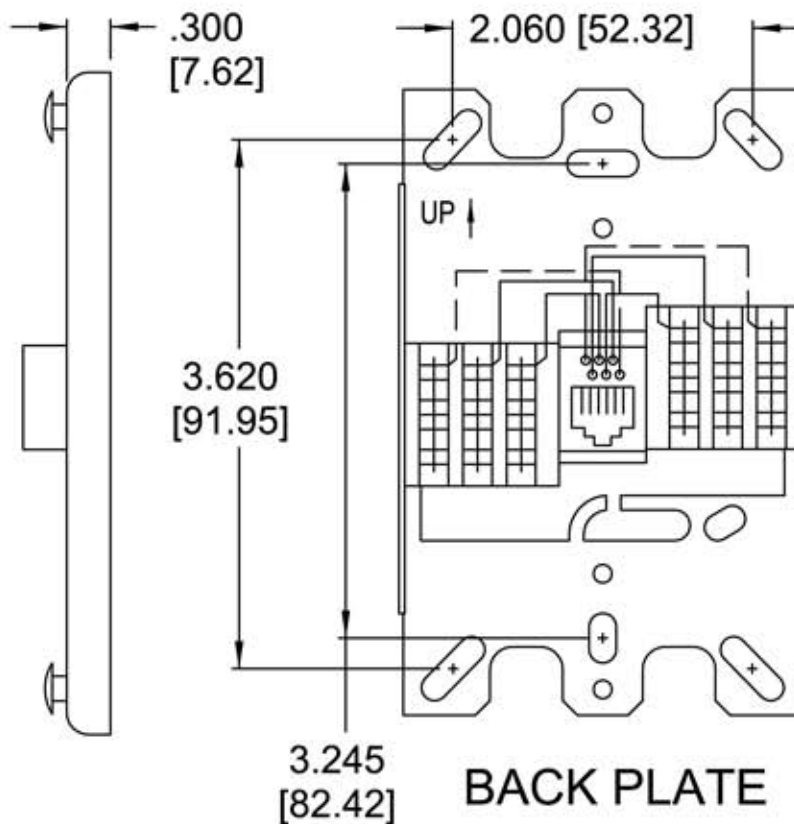
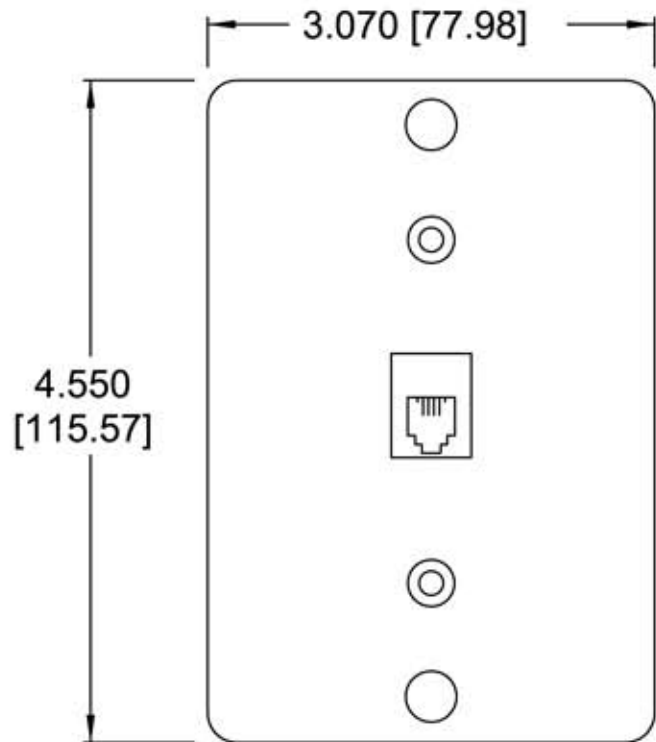


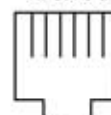
## NOTES

1. INCH [mm] DIM'S ARE REFERENCE
2. WIRE ACCESS SLOTS TOP & BOTTOM
3. OUTLET BOX MOUNTING SCREWS INCLUDED
4. WIRE CONNECTION TOOL SUPPLIED



- 1 WHT - T3 (GND)
- 2 BLK - T2
- 3 RED - R1
- 4 GRN - T1
- 5 YEL - R2
- 6 BLU - R3 (AUX)

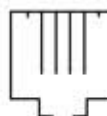
123456



6 X 6

- 1 -
- 2 BLK T2
- 3 RED R1
- 4 GRN T1
- 5 YEL R2
- 6 -

123456



4 X 6



Allen Tel Products, Inc.

30 TV5 DRIVE • HENDERSON, NV • 89014

AT630AIP-4 / AT630AIP-6  
WALL TELEPHONE JACK