

# Telephones

## Handset Assemblies

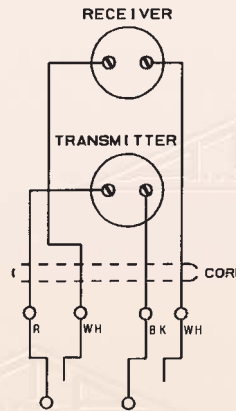
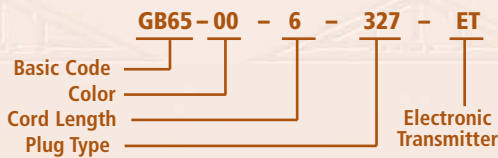
- Handsets can be equipped with the GB116 electret transmitter by adding the code "ET" to the part number
- Handsets can be equipped with the GB117 noise canceling transmitter by adding the code "NCT" to the part number
- All models equipped with hearing aid compatible receiver units



Part Number	Part Description	Std. Pkg. Qty.	Std. Ctn. Qty.
GB65	Plug-ended handset assembly	1	1
GB69	Similar to GB65 series with the addition of the "push to talk" feature. Can also be wired for "push to listen" or "push to signal"	1	1

## Standard Wiring Diagrams for GB65 Type Handsets

- Special Wiring Available per Customer's Specifications



AT327 Schematic No.2

### Color - "G" Models

(Code) Color	
00-Black	15-White
09-Ivory	44-Light Ash
13-Beige	45-Cocoa Brown
14-Lt. Grey*	

\*Cord is hard wired to handset end

### Cord Length

Code	Cords
6	4 cond. 6ft.
12	4 cond. 12ft.
25	4 cond. 25ft.

(Cord lengths are shown for cords extended.)

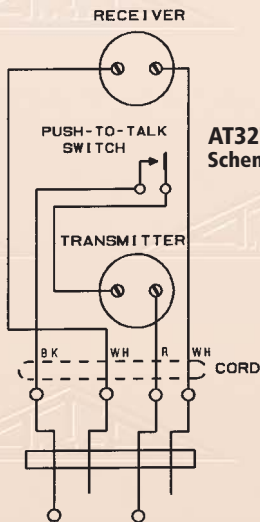
**NOTE:** For modular handset add code M after basic code.

### Plug Types

Code	Plugs
327	AT327 Double plug
M	4 Cond. Modular

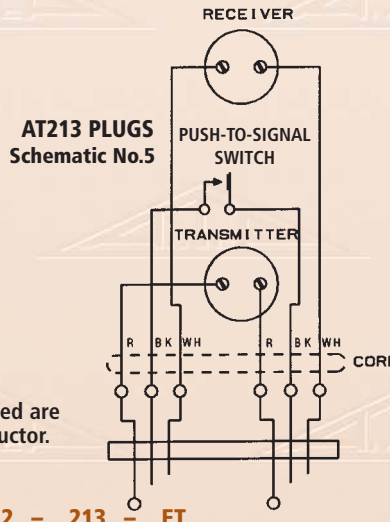
## Standard Wiring Diagrams for GB69 Type Handsets

- Special Wiring Available per Customer's Specifications

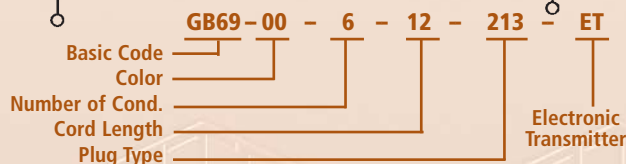


AT327 Schematic No.4

**NOTE:** 14-Grey and 47-Red are not available in 6-conductor.



AT213 PLUGS Schematic No.5



### Color - "G" Models

(Code) Color	
00-Black	15-White
09-Ivory	44-Light Ash
13-Beige	45-Cocoa Brown
14-Lt. Grey*	

\*Cord is hard wired to handset end

### Coiled Cord Length

Standard		Special	
Code	Cords	Code	Cords
4-6	4 cond. 6ft.	6-6	6 cond. 6ft.
4-12	4 cond. 12ft.	6-12	6 cond. 12ft.
4-25	4 cond. 25ft.	6-25	6 cond. 25ft.

(Cord lengths are shown for cords extended.)

**NOTE:** 6 conductor cords are spade-ended only.

### Plug Types

Code	Plugs
327	AT327 Double plug
213	AT213 Double Plug
M	4 Cond. Modular